

inPOWER 2025



Integration & Workflows with Infor OS



@ Skurka Aerospace Inc

Speaker: Wil Ramos & Yusef Önkol

Company: Skurka Aerospace Inc & MJR GmbH

Email: yusef.oenkol@mjr.gmbh

Infor OS Cloud Edition



OS

Administrator


Infor XA Demo (DZ)


DEM


Yusef Önkol


OS


Configure and maintain important parts of your CloudSuite here



Portal



Security



Document Management



API Gateway



ION



Data Fabric



Artificial Intelligence


Mongoose


Mobility



Health Service


RPA Management


Personal Information

Infor OS CE – why?

- Unified user experience
- Centralized security management
- Integrated Document Management (IDM)
- Standardized integration across systems
- Automation via Workflows



Workflows @ Skurka Aerospace Inc.



Contract Review - Workflow

The screenshot displays the inPOWER 2025 software interface for 'Customer Orders and Quotes'. The top navigation bar includes 'System i Home' and 'Customer Orders and Quotes'. Below this, a toolbar contains various icons for file operations, display, maintain, customize, navigation, and help. The main content area is divided into two panes. The left pane shows a list of orders with columns for Order, Whs, Status, and Customer. The right pane provides a detailed view of a specific order, including shipping instructions, sales transport terms, carrier information, ship code, PO number, PO date, terms, order reference, sales representative, order date, request date, manufacturing due date, contract review status, and contract review progress.

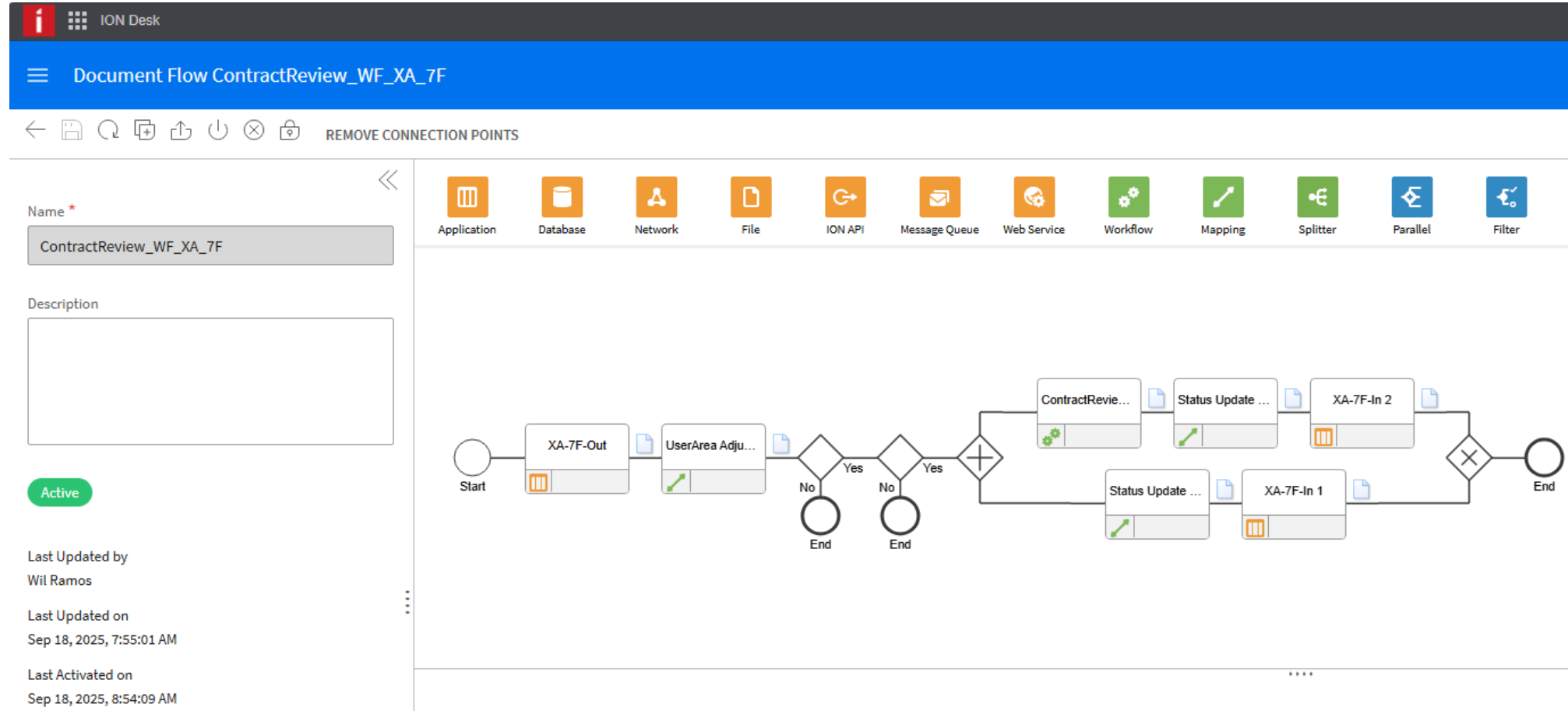
Order	Whs	Status	Customer
278371	1	10	8020800
278317	1	10	8021000
278200	1	10	5113000
278137	1	10	8021000
278095	1	10	8021000
277955	1	10	2003000
277876	1	10	1900601
277684	1	10	10000200
277680	1	10	44045000
277562	1	10	13050000
277557	1	10	13041500
277549	1	10	44045000
277543	1	15	44045000
277520	1	10	5094000
277431	1	10	6063000
277279	1	10	6080000
277174	1	10	16030000
277099	1	10	2023000
277097	1	10	5112000
277095	1	10	1260000
277094	1	10	1260000
277092	1	10	1260000
277091	1	10	1260000
277005	1	10	44045000
277003	1	10	44045000
276999	1	10	44045000

Customer Order - 1 CO 278371

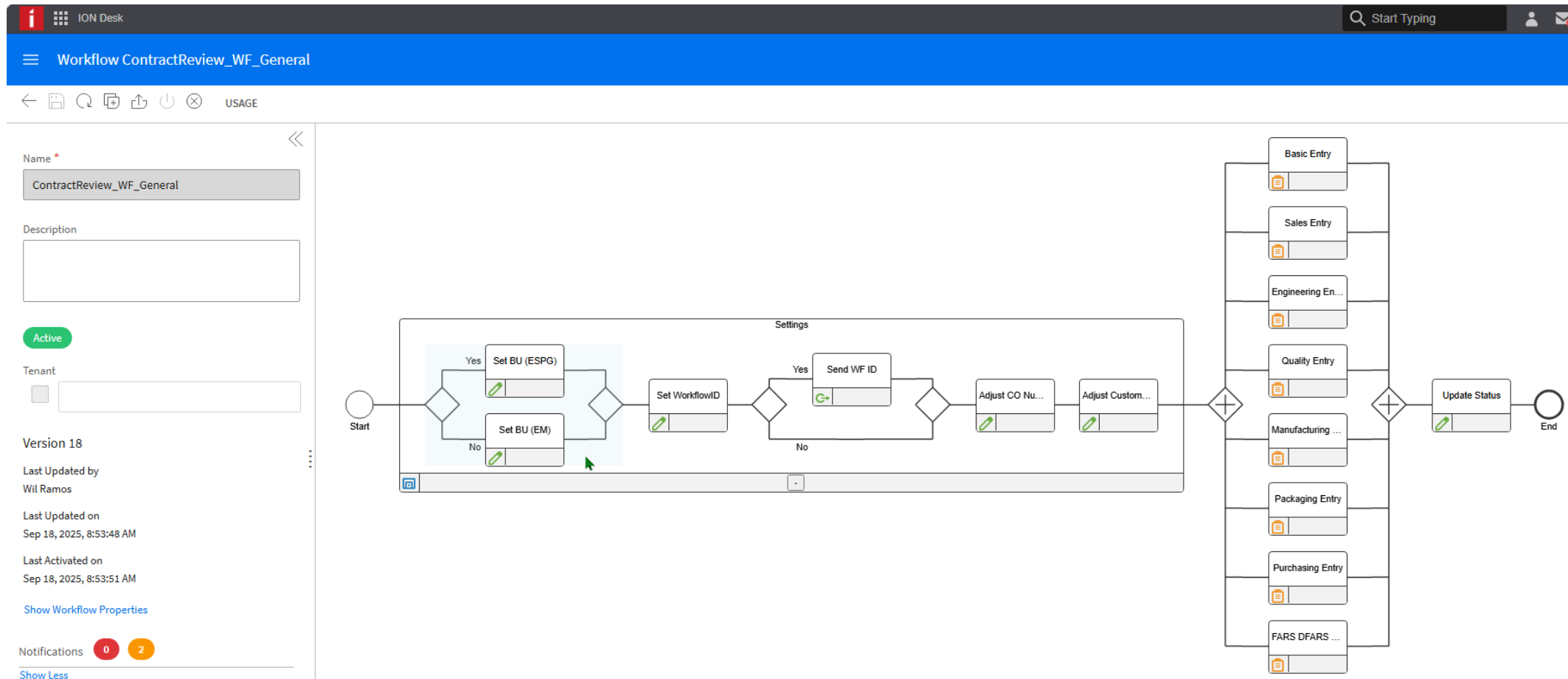
Totals

Warehouse: 1
Ship-to: 3
Shipping instructions: (blank)
Shipping instructions (Override Ship-to): (blank)
Sales transport terms: (blank)
Carrier: (blank)
Ship Code: (blank)
PO Number: 4203150943
PO Date: 09/11/2025
Terms: 33 = Net 33 Days
Order reference: (blank)
Sales representative: 0
Order: 09/11/2025
Request: 05/01/2026
Manufacturing due: 04/13/2026
Contract Review?: Yes
Contract Review Progress: In progress

Contract Review - Workflow



Contract Review - Workflow



Contract Review - Workflow

The screenshot displays the 'Task Manager' interface within the inPOWER 2025 application. A modal window titled 'Task' is open, showing details for a task assignment. The task is titled 'Basic Entry, CR WF (258). Customer: , Order #: 276336, Item: GCSG503, DC GEN CONTROL UNIT.' and is due 'TODAY AT 10:37:54 AM'. The modal includes buttons for 'Assign to me', 'Assign', 'Share', and 'Done'. Below these are input fields for 'Workflow Name' (258), 'Customer ID', 'PO Number' (4803467562), 'Due Date' (02/04/2026 04:00:00 PM), 'Item Description' (DC GEN CONTROL UNIT), and 'Item Number' (GCSG503). A warning message states: 'Important! Keep assigning the task to the relevant people. Do not use the Done-Button unless everything is filled out correctly. The action cannot be undone.' At the bottom of the modal, it shows 'Task ID: 1096' and 'Workflow ID: 258'. The background shows a list of tasks, including 'Purchasing Entry, CR WF (255). Customer: DLA MECHANICSBURG, Order #: 277543, Item: 5425, ASSY, SHAFT ROT...' and 'Purchasing Entry, CR WF (212). Customer: DFAS- COLUMBIA CENTER, Order #: 276606, Item: 40953-OH, MOTOR, ...'. The interface also shows a 'Task List' tab and a 'Task Manager' tab. The bottom of the screen displays the 'inPOWER 2025' logo and the text '32 Tasks' and 'Last updated 10:49 AM'.

Task Manager

Task List

Task Manager

☒ Task

Basic Entry, CR WF (258). Customer: , Order #: 276336, Item: GCSG503, DC GEN CONTROL UNIT.

TODAY AT 10:37:54 AM

Assign to me Assign Share Done

Info

Important!
Keep assigning the task to the relevant people. Do not use the Done-Button unless everything is filled out correctly. The action cannot be undone.

Workflow Name

258

Customer ID

PO Number

4803467562

Due Date

02/04/2026 04:00:00 PM

Item Description

DC GEN CONTROL UNIT

Item Number

GCSG503

Task ID: 1096 Workflow ID: 258

Purchasing Entry, CR WF (255). Customer: DLA MECHANICSBURG, Order #: 277543, Item: 5425, ASSY, SHAFT ROT...
9/12/2025, 4:02:28 PM

Purchasing Entry, CR WF (212). Customer: DFAS- COLUMBIA CENTER, Order #: 276606, Item: 40953-OH, MOTOR, ...
5/23/2025, 12:09:20 PM

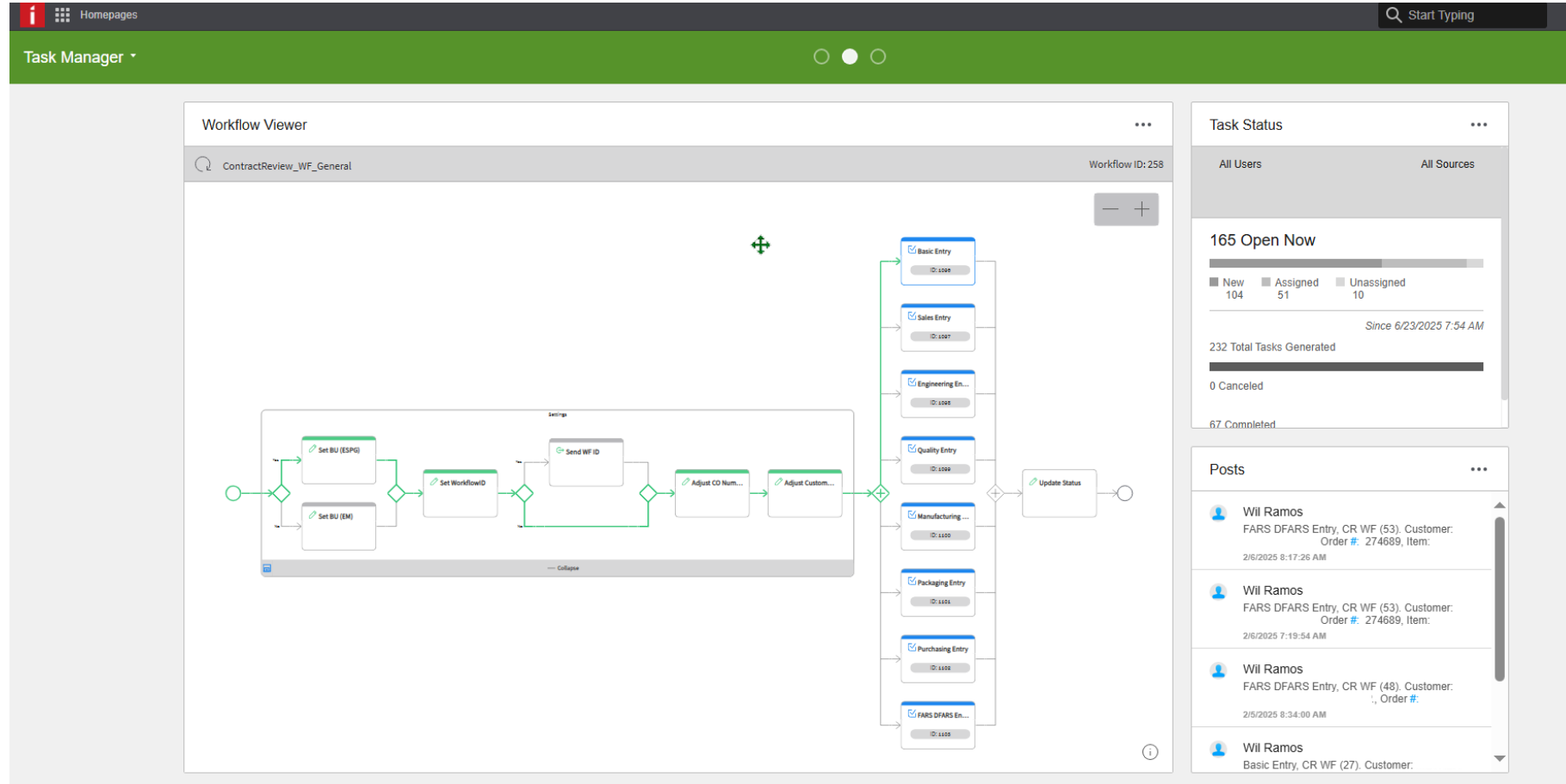
Packaging Entry, CR WF (255). Customer: DLA MECHANICSBURG, Order #: 277543, Item: 5425, ASSY, SHAFT ROT...
9/12/2025, 4:02:28 PM

Packaging Entry, CR WF (212). Customer: DFAS- COLUMBIA CENTER, Order #: 276606, Item: 40953-OH, MOTOR, ...
5/23/2025, 12:09:20 PM

32 Tasks

Last updated 10:49 AM

Contract Review - Workflow



Contract Review - Workflow

New UserTask; Sales Entry, CR WF (250). Customer:

, Order #: 278095, Item: S045, MOTOR, A.C..



Infor OS - Skurka Aerospace
To



Sales Entry, CR WF (250). Customer

, Order #: 278095, Item: S045, MOTOR, A.C..

ID: 1049

Created: Sep 4, 2025, 2:42:27 PM Pacific Daylight Time

[View in Inbox](#)

I

Info

Important! Keep assigning the task to the relevant people. Do not use the Done-Button unless everything is filled out correctly. The action cannot be undone.

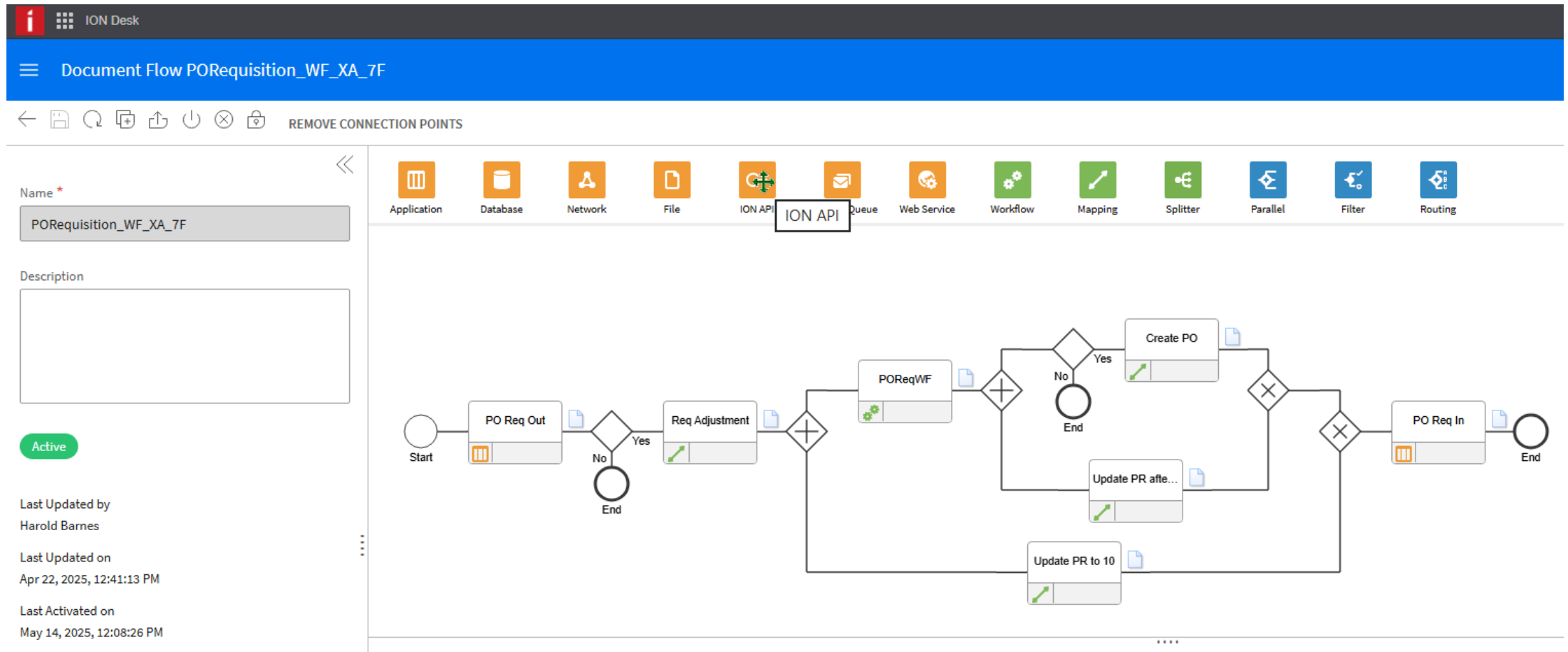
Workflow Name : 250
CO Number : 278095
PO Number : MP00487718
Sales Review Complete : No
NDA Existing ? : None
NDA Expiration Date : Dec 4, 2024
Correct Lead Time : No
Correct Billing Address : No
Correct Customer Rev : No
Correct Extended Price : No

Workflows @ Skurka Aerospace Inc.

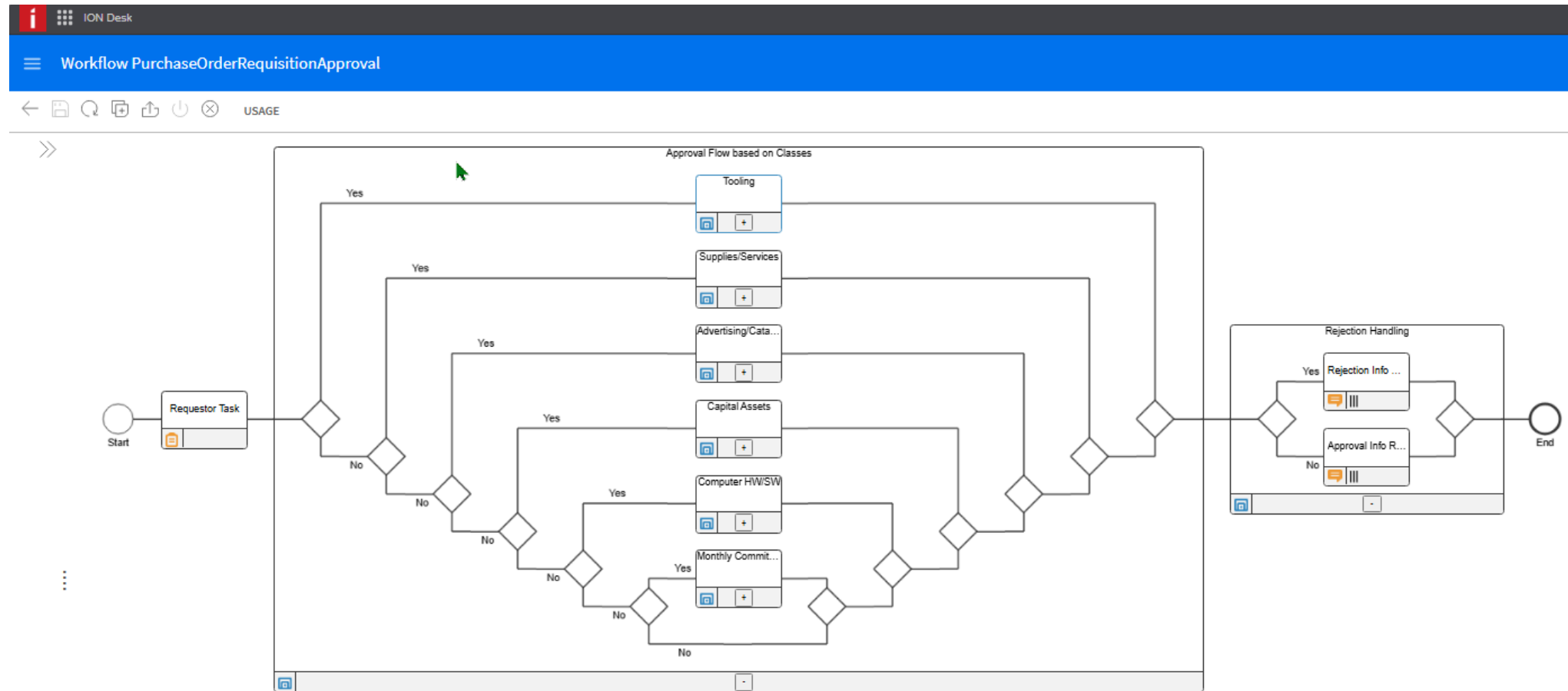
Purchase Request Approval Workflow



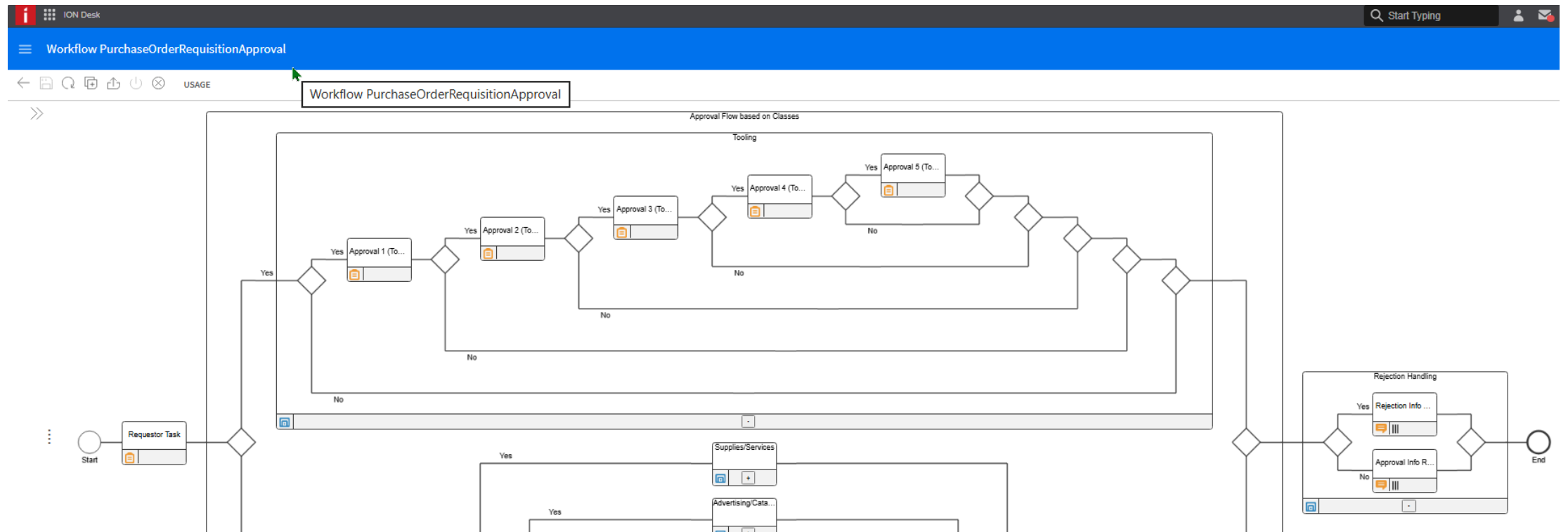
Purchase Request Approval - Workflow




Purchase Request Approval - Workflow



Purchase Request Approval - Workflow



Thank you for attending!



PDF-slides available for download here:

➔ <https://inpower.mjr.gmbh>

